










Pre-fabricated ‘Lego Brick’ modules for Gateway airports



The following (scale-able) pre-fabricated modules are offered for use in the construction of Gateway airports. Each module resides on the Gateway with a dedicated scenery ID – grouped within airport code ‘LEGO’.

Gateway artists may import the submission into their WED project, and ‘drag’ it from it’s default location (latitude 0, longitude 0) to the location of their airport under construction.

Name	Material	Unlit Scenery ID	Lit Scenery ID	
Tower Module 1	Light Brick	60311	60312	
Tower Module 1	Red Brick	60313	60315	

Tower Module 1	White	60316	60317	
Tower Module 1	Gray	60318	60319	
Tower Module 2	White	60320	60321	

Tower Module 2	Light Brick	60322	60323	
Tower Module 2	Red Brick	60324	60325	
Hangar 1 / Open	Gray	60326	60327	
Hangar 1 / Partially Open	Gray	60328	60329	

<p>Hangar 1 / Closed</p>	<p>Gray</p>	<p>60330</p>	<p>60331</p>	
<p>Hangar 1 / Open</p>	<p>Light Brick</p>	<p>60332</p>	<p>60333</p>	
<p>Hangar 1 / Open</p>	<p>Red Brick</p>	<p>60334</p>	<p>60335</p>	